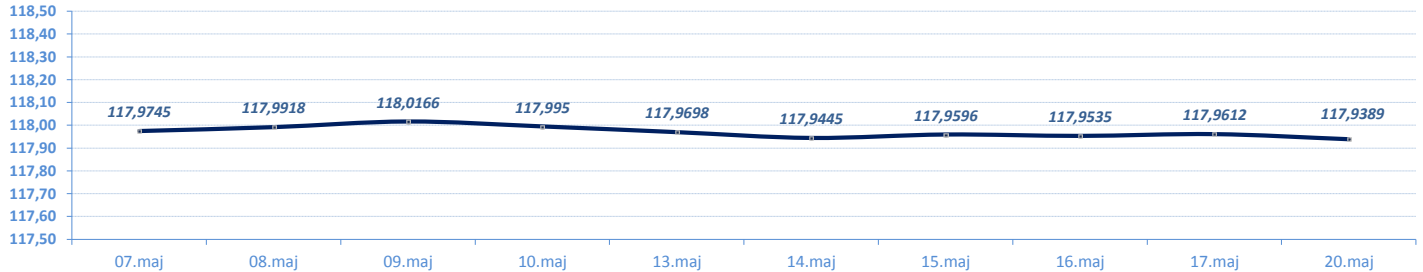


**VESTI / NEWS**

- **SREDNJI KURS EUR/RSD**: Dinar ojačao u odnosu na evro za 0,0223 dinara, srednji kurs 117,9389. Obim međubankarske trgovine evrom na dan 17. maj do 12:30h iznosio je 11,1 milion evra. NBS nije intervenisala na međubankarskom tržištu (od početka godine ukupno prodala 130 miliona evra i kupila 240 miliona evra).
- **BEOGRADSKA BERZA**: Indeksi zabeležili rast vrednosti, BELEX15 veći za 0,02 odsto, BELEXline za 0,01 odsto. Promet veći u odnosu na prethodni dan, na regulisanom tržištu najviše trgovano akcijama Alfa plama, NIS-a, Aerodroma Nikola Tesla i Komercijalne banke.

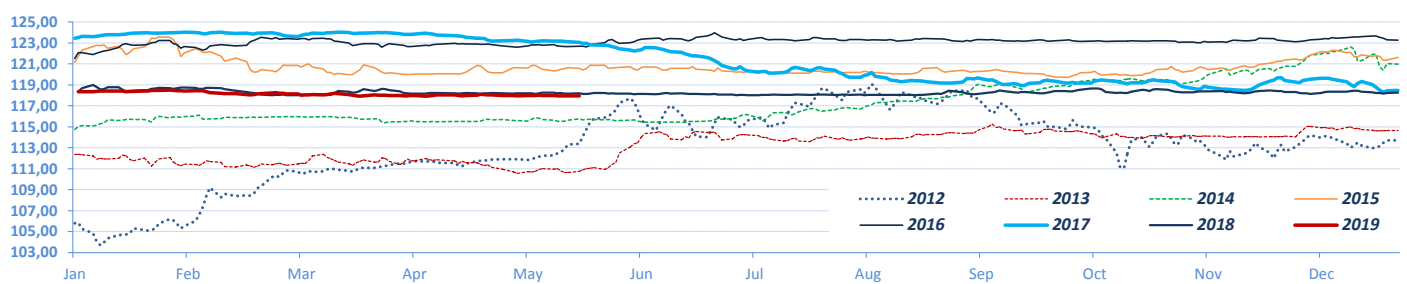
**DEVIZNO TRŽIŠTE / FX MARKET**

**EUR / RSD** (Srednji kurs / Official Middle Rate) ► 10 dana / 10 days

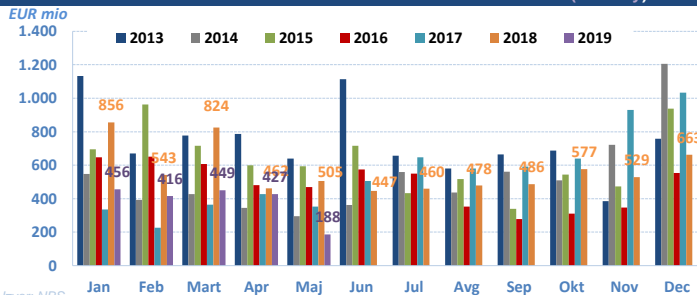


Izvor/Source: NBS

**EUR / RSD** (Srednji kurs/ Official middle rate) ► Jan - ....

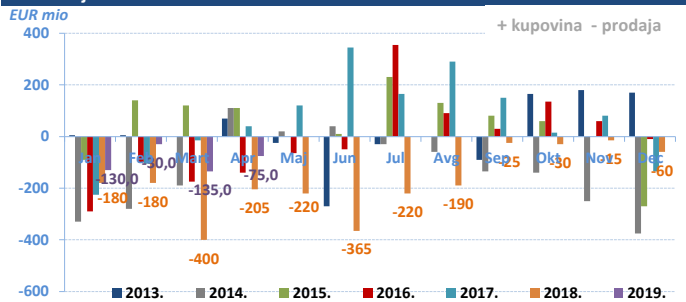


**Promet na međubankarskom tržištu / Volumes on FX Interbank market (eur only)**

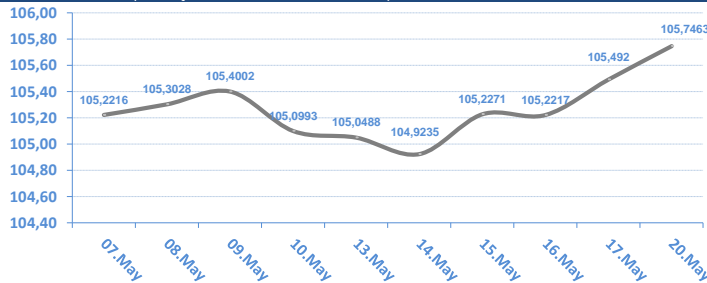


Izvor: NBS

**Intervencije NBS na deviznom tržištu / NBS Interventions on FX interbank market**

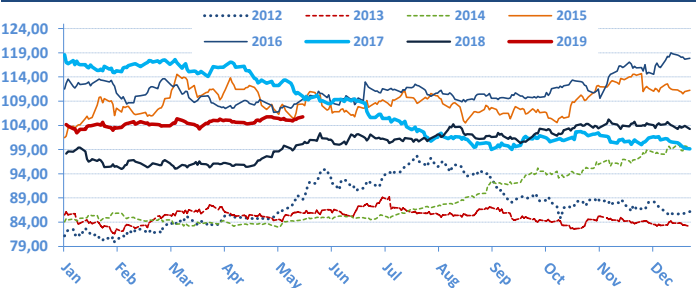


**USD / RSD** (Srednji kurs / Official middle rate) ► 10 dana / 10 days



Izvor: NBS

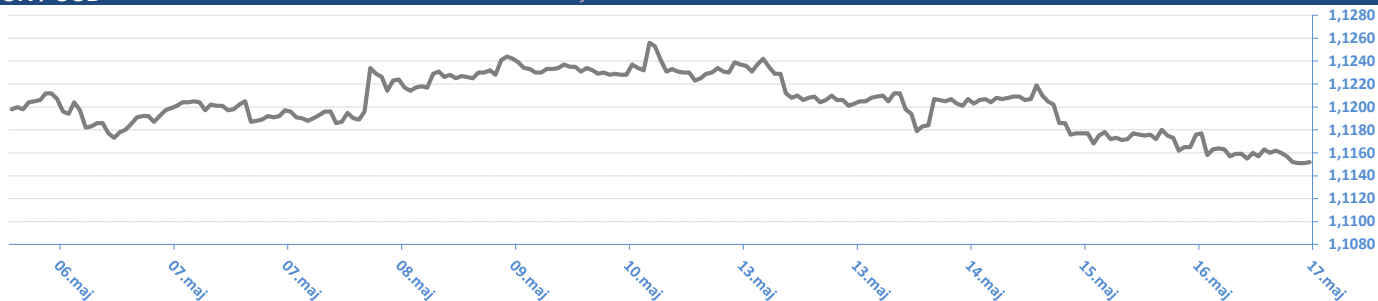
► Jan - ....



Monthly change	EUR/RSD	%	USD/RSD	%	Yearly change	EUR/RSD	%	USD/RSD	%
01.04.19	117,9759	-0,13%	104,9794	1,06%	20.05.19	117,9389	-0,34%	105,7463	7,75%
01.03.19	118,1291	-0,25%	103,8772	0,32%	03.01.19	118,3439	0,00%	104,1851	6,16%
01.02.19	118,4266	0,07%	103,5469	-0,61%	03.01.18	118,3431	-4,14%	98,1367	-17,25%
03.01.19	118,3439	0,10%	104,1851	0,14%	04.01.17	123,4512	1,59%	118,6004	6,34%
03.12.18	118,2313	-0,06%	104,0402	-0,27%	04.01.16	121,5145	0,30%	111,5324	9,90%
01.11.18	118,2984	-0,07%	104,3196	2,19%	05.01.15	121,1543	5,58%	101,4863	20,72%
01.10.18	118,3868	0,19%	102,0840	0,29%	03.01.14	114,7559	2,14%	84,0641	-1,67%
03.09.18	118,1567	0,08%	101,7890	0,71%	03.01.13	112,3495	6,20%	85,4889	5,32%
01.08.18	118,0618	0,04%	101,0717	-0,27%	04.01.12	105,7880	-0,21%	81,1693	2,16%
02.07.18	118,0142	-0,12%	101,3432	0,06%	04.01.11	106,0156	10,47%	79,4541	18,48%
01.06.18	118,1616	-0,02%	101,2785	2,74%	04.01.10	95,9679	7,17%	67,0635	4,25%
03.05.18	118,1901	-0,04%	98,5821	-1,41%	05.01.09	89,5436	12,27%	64,3273	18,68%
02.04.18	118,2345		99,9937		03.01.08	79,7577		54,2016	

**EUR / USD**

► 10 dana / 10 days



**EUR / USD**



**EUR / CHF**

► 10 dana / 10 days



**EUR / CHF**



Izvor / Source: Reuters

20.05.2019 08:52:54

**EUR / XX**

Valutni par / CCY pair	Kupovni/BID	Prodajni/ASK
EUR/USD	1,1153	1,1157
EUR/JPY	122,8900	122,9100
EUR/GBP	0,8760	0,8764
EUR/CHF	1,1282	1,1287
EUR/DKK	7,4676	7,4679
EUR/NOK	9,7837	9,7877
EUR/SEK	10,7484	10,7510
EUR/CAD	1,4975	1,4977
EUR/AUD	1,6098	1,6110
EUR/HUF	325,8000	326,0500
EUR/CZK	25,7690	25,7790
EUR/PLN	4,3006	4,3014
EUR/HRK	7,4230	7,4280
EUR/RUB	72,0514	72,0949
EUR/NZD	1,7049	1,7054

**USD / XX**

Valutni par / CCY pair	Kupovni/BID	Prodajni/ASK
USD/EUR	0,8963	0,8963
USD/JPY	110,1700	110,1800
USD/GBP	0,7855	0,7856
USD/CHF	1,0116	1,0118
USD/DKK	6,6944	6,6954
USD/NOK	8,7715	8,7740
USD/SEK	9,6346	9,6386
USD/CAD	1,3424	1,3428
USD/AUD	1,4434	1,4438
USD/HUF	292,0600	292,4600
USD/CZK	23,1010	23,1110
USD/SKK	21,5460	21,6000
USD/PLN	3,8556	3,8571
USD/HRK	6,6544	6,6595
USD/RUB	64,5600	64,6600
USD/NZD	1,5286	1,5288

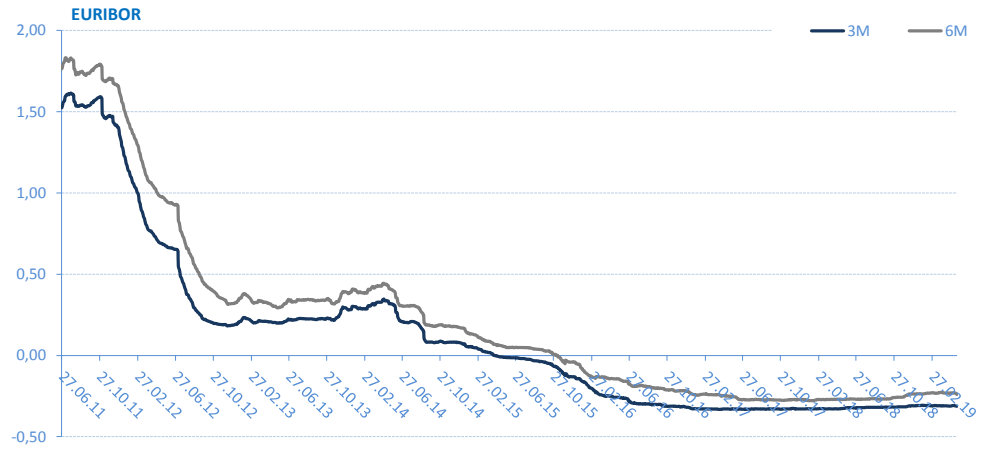
\* Međunarodno devizno međubankarsko tržište / International FX Interbank Market

Izvor / Source: Reuters

EURIBOR

SW	-0,379
1M	-0,368
3M	-0,313
6M	-0,240
1Y	-0,133

\* Izvor: Reuters; Objavljeno prethodnog radnog dana



Kamatne stope Centralnih Banaka

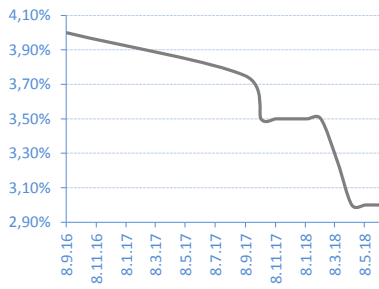
Interest rates of Central banks

CB	Kamatna stopa/Interest rate
USD	2,50
EUR	0,00
GBP	0,75
CAD	1,75
AUD	1,50
JPY	0,10

\* Izvor: Reuters; Objavljeno prethodnog radnog dana

REFERENTNA KAMATNA STOPA NBS / NBS Key Policy Rates

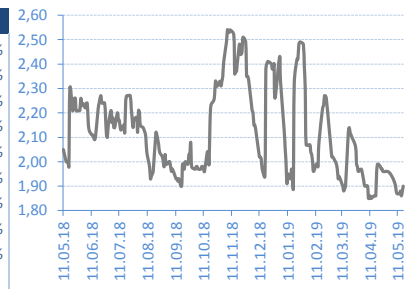
Date	Rate	Change (%)
08.06.18	3,00%	0,00%
10.05.18	3,00%	0,00%
12.04.18	3,00%	-7,69%
14.03.18	3,25%	-7,14%
08.02.18	3,50%	0,00%
11.01.18	3,50%	0,00%
07.12.17	3,50%	0,00%
09.11.17	3,50%	0,00%
09.10.17	3,50%	-6,67%
07.09.17	3,75%	



\* Izvor/Source: NBS

BEONIA

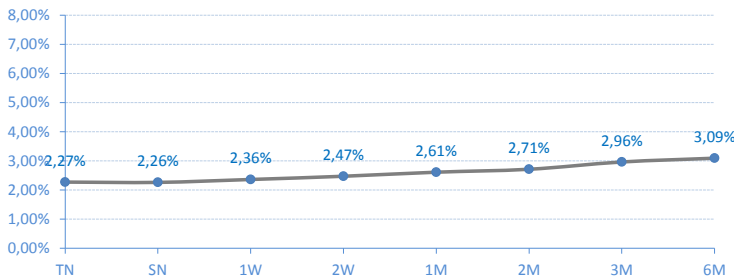
Date	Rate	Change (%)
17.05.19	1,90%	2,15%
15.05.19	1,86%	-1,06%
14.05.19	1,88%	0,53%
13.05.19	1,87%	0,00%
10.05.19	1,87%	-1,06%
09.05.19	1,89%	-1,05%
08.05.19	1,91%	-0,52%
07.05.19	1,92%	-0,52%
06.05.19	1,93%	-1,03%
03.05.19	1,95%	



\* Izvor/Source: Reuters; Objavljeno prethodnog radnog dana / Published on previous working day

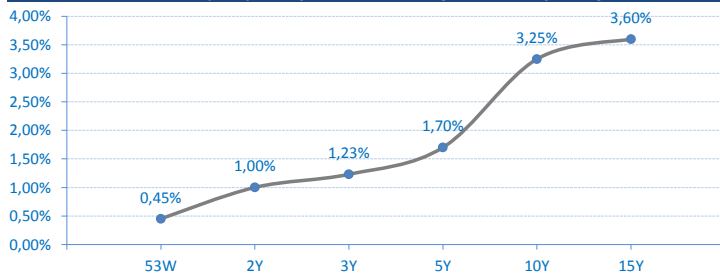
Kamatne stope/Prinos na tržištu / Market Interest Rates

Belibor



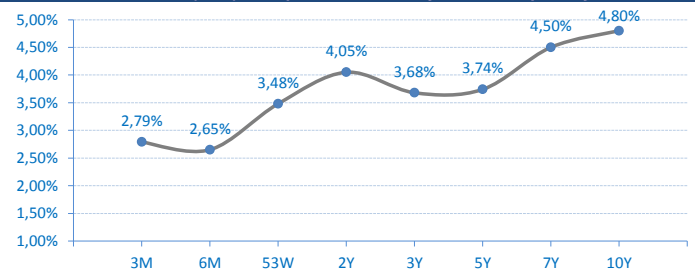
Državne HOV Republike Srbije u Evrima - prinosi sa poslednje aukcije

Government bonds (EUR) of Republic of Serbia - yield on last primary auction



Državne HOV Republike Srbije u Dinarima - prinosi sa poslednje aukcije

Government bonds (RSD) of Republic of Serbia - yield on last primary auction



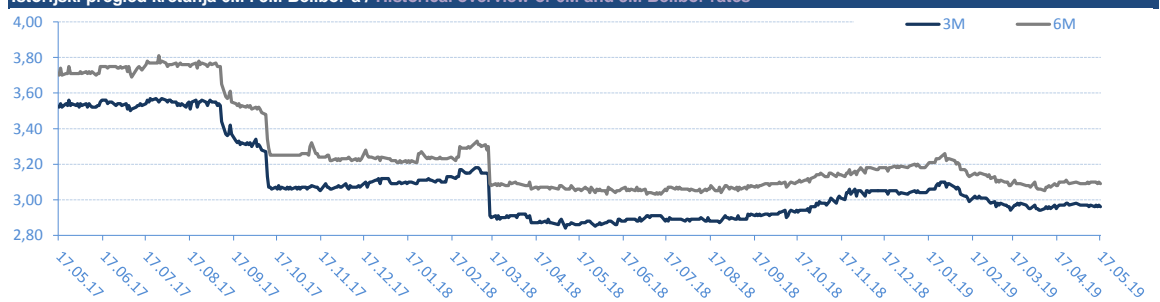
BELIBOR

Trenutne stope / Current rates

TN	2,27%
SN	2,26%
1W	2,36%
2W	2,47%
1M	2,61%
2M	2,71%
3M	2,96%
6M	3,09%

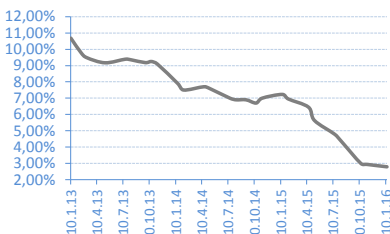
\* Izvor/Source: Reuters; Objavljeno prethodnog radnog dana / Published on previous working day

Istorijski pregled kretanja 6M i 3M Belibor-a / Historical overview of 6M and 3M Belibor rates



**T-BILLS 3M - RSD**

Date	Rate	Realisation
14.01.16	2,79%	100,00%
05.11.15	2,94%	100,00%
15.10.15	3,00%	92,18%
06.08.15	4,40%	96,26%
16.07.15	4,79%	98,47%
07.05.15	5,63%	92,92%
16.04.15	6,45%	100,00%
05.02.15	6,95%	45,05%



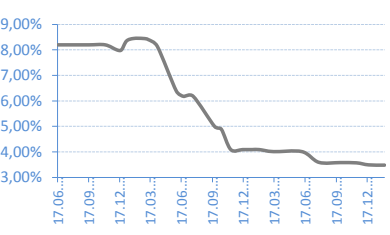
**T-BILLS 6M - RSD**

Date	Rate	Realisation
01.09.16	2,65%	23,03%
03.03.16	3,25%	96,46%
03.12.15	3,25%	97,22%
08.10.15	4,09%	100,00%
03.09.15	4,57%	87,90%
04.06.15	5,25%	93,30%
05.03.15	7,00%	21,33%
04.12.14	7,10%	100,00%



**T-BILLS 53W - RSD**

Date	Rate	Realisation
06.02.17	3,48%	17,91%
21.12.16	3,49%	32,22%
15.11.16	3,57%	45,64%
28.09.16	3,58%	52,92%
27.07.16	3,59%	49,07%
07.06.16	4,01%	78,06%
15.03.16	4,01%	16,73%
02.02.16	4,09%	63,42%



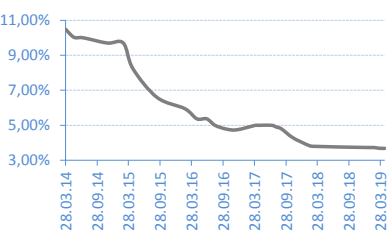
**G-BONDS 2Y - RSD**

Date	Rate	Realisation
24.10.17	4,05%	116,30%
13.06.17	4,65%	51,56%
16.05.17	4,65%	43,95%
21.03.17	4,65%	100,00%
13.02.17	4,74%	78,80%
10.01.17	4,74%	23,25%
13.06.16	4,30%	95,67%
10.03.16	4,95%	56,41%



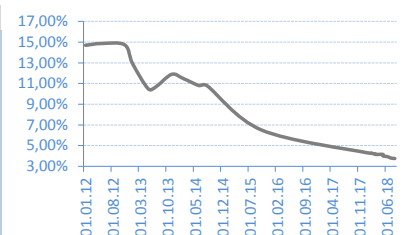
**G-BONDS 3Y - RSD**

Date	Rate	Realisation
23.04.19	3,68%	88,70%
19.03.19	3,69%	112,71%
20.02.19	3,73%	120,53%
15.01.19	3,73%	60,94%
28.02.18	3,80%	100,00%
30.01.18	3,88%	34,77%
06.11.17	4,29%	97,97%
31.08.17	4,80%	100,00%



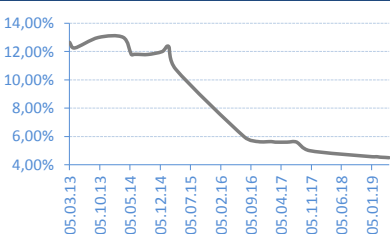
**G-BONDS 5Y - RSD**

Date	Rate	Realisation
11.09.18	3,74%	98,60%
14.08.18	3,75%	65,62%
17.07.18	3,80%	40,58%
05.06.18	3,95%	35,67%
22.05.18	3,99%	26,18%
08.05.18	4,15%	97,00%
24.04.18	4,15%	52,31%
10.04.18	4,15%	32,63%



**G-BONDS 7Y - RSD**

Date	Rate	Realisation
07.05.19	4,50%	134,27%
10.04.19	4,52%	75,42%
05.03.19	4,54%	58,46%
12.02.19	4,57%	34,68%
30.01.19	4,57%	30,41%
09.01.19	4,57%	52,59%
23.10.17	5,00%	100,00%
25.07.17	5,60%	37,14%



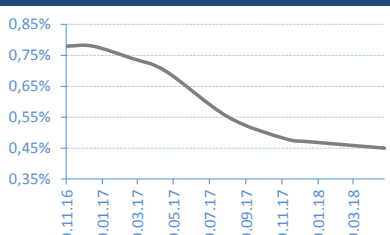
**G-BONDS 10Y - RSD**

Date	Rate	Realisation
07.08.18	4,80%	26,87%
10.07.18	4,85%	36,97%
15.05.18	4,90%	96,72%
03.04.18	5,17%	26,55%
20.03.18	5,17%	83,61%
06.03.18	5,20%	203,57%



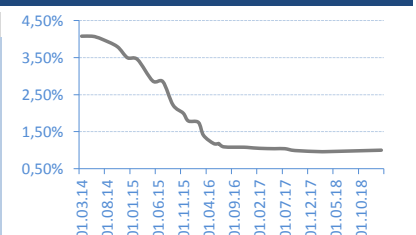
**T-BILLS 53W - EUR**

Date	Rate	Realisation
21.05.18	0,45%	100,00%
18.01.18	0,47%	98,00%
05.12.17	0,48%	100,00%
30.08.17	0,55%	50,00%
15.05.17	0,70%	91,30%
20.03.17	0,74%	60,00%
12.01.17	0,78%	46,20%
29.11.16	0,78%	100,00%



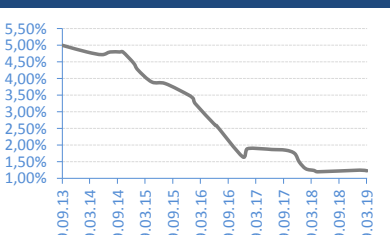
**G-BONDS 2Y - EUR**

Date	Rate	Realisation
19.02.19	1,00%	142,00%
22.03.18	0,96%	25,62%
01.02.18	0,96%	52,00%
14.09.17	0,99%	53,60%
12.07.17	1,04%	16,80%
23.05.17	1,04%	99,00%
14.02.17	1,05%	95,35%
06.12.16	1,07%	66,00%



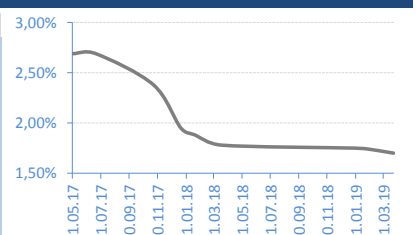
**G-BONDS 3Y - EUR**

Date	Rate	Realisation
12.03.19	1,23%	50,04%
23.01.19	1,25%	32,10%
20.04.18	1,20%	35,96%
28.03.18	1,24%	99,29%
02.02.18	1,29%	100,00%
21.12.17	1,49%	100,00%
20.11.17	1,75%	49,70%
21.09.17	1,85%	100,00%



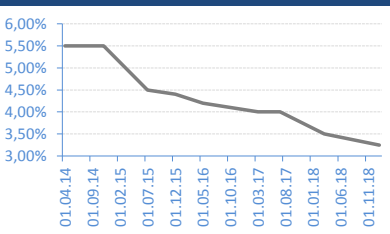
**G-BONDS 5Y - EUR**

Date	Rate	Realisation
22.04.19	1,70%	19,90%
27.02.19	1,74%	37,84%
29.01.19	1,75%	41,25%
16.04.18	1,78%	52,41%
19.02.18	1,88%	79,99%
19.01.18	1,95%	80,28%
21.11.17	2,38%	100,00%
20.07.17	2,69%	100,00%



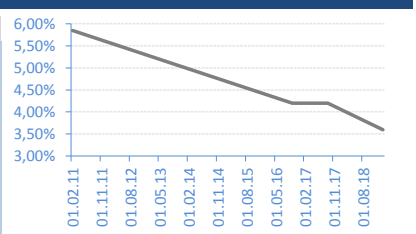
**G-BONDS 10Y - EUR**

Date	Rate	Realisation
16.01.19	3,25%	139,40%
26.03.18	3,50%	86,85%
13.07.17	4,00%	42,95%
15.03.17	4,00%	65,60%
25.05.16	4,20%	96,00%
04.12.15	4,40%	100,00%
28.07.15	4,50%	76,77%
19.11.14	5,50%	100,00%



**G-BONDS 15Y - EUR**

Date	Rate	Realisation
06.02.19	3,60%	100,00%
06.09.17	4,20%	70,13%
19.10.16	4,20%	100,00%



## AKCIJE / Shares - REGULISANO TRŽIŠTE / REGULATED MARKET

## Najtrgovanije HOV / Most Active

	Symbol	Closing price	% Change	Open	Max	Min	No of Trades	Volume	Volume RSD
Alfa plam a.d. Vranje	ALFA	32.000	0,00%	32.000	32.000	32.000	2	3.366	107.712.000
NIS a.d. Novi Sad	NIIS	725	0,00%	728	728	723	77	9.934	7.203.787
Aerodrom Nikola Tesla a.d. Beograd	AERO	800	0,13%	785	800	785	65	8.186	6.548.568
Komercijalna banka a.d. Beograd	KMBN	2.752	0,00%	2.752	2.752	2.752	3	180	495.360
Komercijalna banka a.d. Beograd	KMBNPB	1.171	-4,80%	1.171	1.171	1.171	1	171	200.241

## Dobitnici / Gainers

	Symbol	Closing price	% Change	Open	Max	Min	No of Trades	Volume	Volume RSD
Aerodrom Nikola Tesla a.d. Beograd	AERO	800	0,13%	785	800	785	65	8.186	6.548.568

## Gubitnici / Decliners

	Symbol	Closing price	% Change	Open	Max	Min	No of Trades	Volume	Volume RSD
Komercijalna banka a.d. Beograd	KMBNPB	1.171	-4,80%	1.171	1.171	1.171	1	171	200.241

## AKCIJE / SHARES - MTP

## Najtrgovanije HOV / Most Active

	Symbol	Closing price	% Change	Bid (Volume)	Ask (Volume)	No of Trades	Volume	Volume RSD
Autoventil a.d. Uzice	AVEN	1.100	0,00%	1100	1100	1100	8	158
Vojvodina a.d. Novi Sad	VJDN	671	0,00%	671	671	671	1	150
Putevi a.d. Uzice	PUUE	239	7,17%	247	220	239	5	50
Telefonkabl a.d. Beograd	TLKB	7.000	0,00%	7000	7000	7000	4	22
Centroprojekt arhitektura inst. i konst. a.d. Beograd	CERO	1.040	1,46%	1040	1040	1040	1	20

## Dobitnici / Gainers

	Symbol	Closing price	% Change	Bid (Volume)	Ask (Volume)	No of Trades	Volume	Volume RSD
Putevi a.d. Uzice	PUUE	239	7,17%	247	220	239	5	50
Centroprojekt arhitektura inst. i konst. a.d. Beograd	CERO	1.040	1,46%	1040	1040	1040	1	20

## Gubitnici / Decliners

	Symbol	Closing price	% Change	Bid (Volume)	Ask (Volume)	No of Trades	Volume	Volume RSD
--	--------	---------------	----------	--------------	--------------	--------------	--------	------------

## Kontakt / Contacts:

**Srdan Tomašević**

srdjan.tomasevic@erstebank.rs

Trgovanje / Trading

011/220 9116

**Aleksandar Zarić**

aleksandar.zaric@erstebank.rs

Prodaja / Sales

011/220 9198

**Aleksandra Parčetić**

aleksandra.parcetic@erstebank.rs

Brokersko poslovanje / Brokerage

011/220 9159

**Vladimir Vulević**

vladimir.vulevic@erstebank.rs

Podrška i Razvoj / Support and Development

011 / 201 50 50

**Nenad Đurović**

nenad.djurovic@erstebank.rs

Trgovanje / Trading

011/ 220 9115

**Dušan Stević**

dusan.stevic@erstebank.rs

Prodaja / Sales

011/220 9118

**Danijela Stojanović**

danijela.stojanovic@erstebank.rs

Prodaja / Sales

011/ 220 9132

**Marija Đorđević**

marija.djordjevic@erstebank.rs

Brokersko poslovanje / Brokerage

011/220 9110

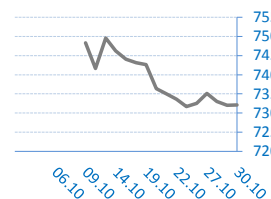
Izveštaj sačinio / Prepared by: Sektor sredstava / Treasury division

Informacije i cene iz ovog pregleda dobijene su iz izvora za koje verujemo da su pouzdani ali ne garantujemo njihovu tačnost i potpunost. Navedene informacije su važeće samo u trenutku njihovog sastavljanja a objavljuju se u čiju opšteg informisanja, pri čemu ne predstavljaju bilo kakav oblik investicionog saveta niti preporuke za investiranje niti na bilo koji način obavezuju Erste Bank ad Novi Sad u pogledu odgovornosti za štetu nastalu upotrebom informacija iz ovog pregleda.

The information and prices in this review are obtained from sources that we believe are reliable, but we do not guarantee their accuracy and completeness. The mentioned information is valid only at the time of their compilation and are published in the general information, whereby they do not represent any form of investment advice or recommendations for investing or in any way obligate Erste Bank ad Novi Sad in respect of liability for damages arising from the use of information referred to in of this review.

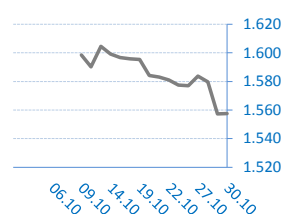
## BELEX15

Vrednost / Value	732,14
Promena / Change	0,14
%	0,02%



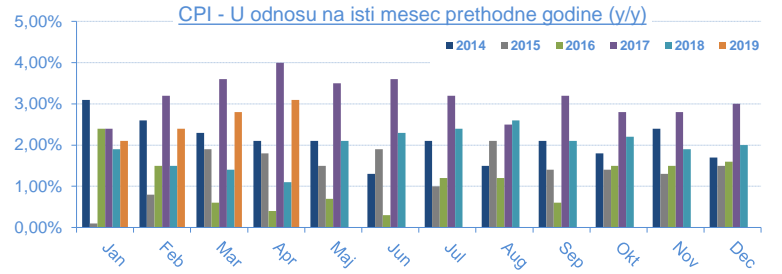
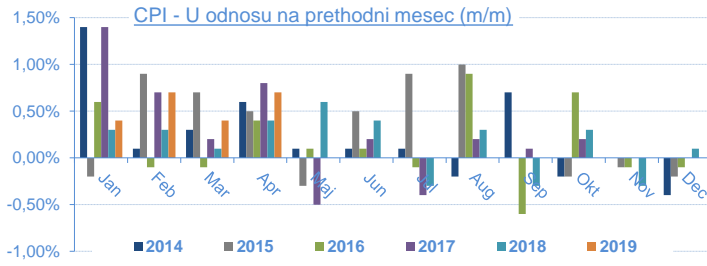
## BELEXline

Vrednost / Value	1.557,48
Promena / Change	0,19
%	0,01%



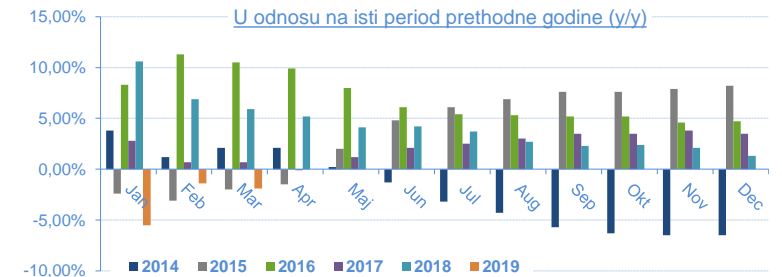
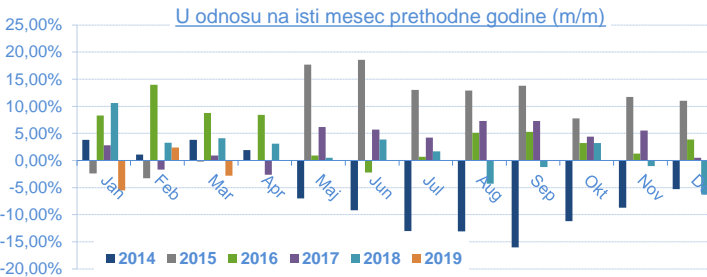
**Indeks potrošačkih cena (Consumer Price Index - CPI) / 2018**

	Jan	Feb	Mar	Apr	Maj	Jun	Jul	Aug	Sep	Okt	Nov	Dec
U odnosu na prethodni mesec (m/m)	0,40%	0,70%	0,40%	0,70%								
U odnosu na isti mesec 2018. (y/y)	2,10%	2,40%	2,80%	3,10%								
U odnosu na decembar 2018.		1,10%	1,50%	2,30%								
Datum objavljivanja / Published date	22.02.19	12.03.19	12.04.19	13.05.19								



**INDUSTRIJSKA PROIZVODNJA / Industrial production / 2019**

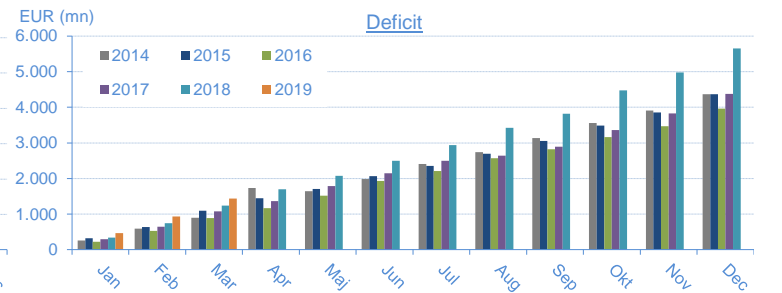
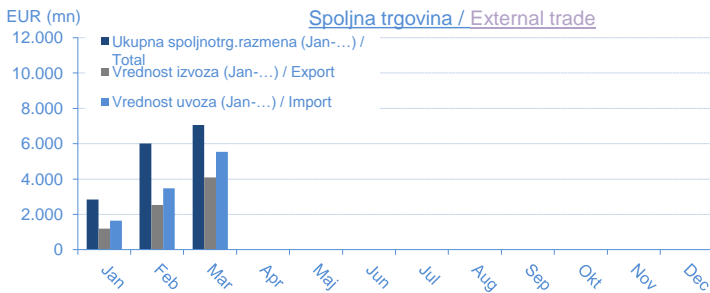
	Jan	Feb	Mar	Apr	Maj	Jun	Jul	Aug	Sep	Okt	Nov	Dec
U odnosu na isti mesec 2018 (m/m)	-5,50%	2,40%	-2,80%									
U odnosu na isti period 2018 (jan-...) (y/y)	-5,50%	-1,40%	-1,90%									
U odnosu na prosek 2018	-12,20%	-7,40%	2,30%									
Datum objavljivanja / Published date	28.02.19	29.03.19	30.04.19									



**SPOLJNOTRGOVINSKA ROBNA RAZMENA / External Trade / 2019**

\* u eur mln

Mesec/Month	Jan	Feb	Mar	Apr	Maj	Jun	Jul	Aug	Sep	Okt	Nov	Dec
Ukupna spoljnotrg.razmena (Jan-...) / Total	2.840,40	6.015,80	9.626,40									
Promena / Yearly change	7,80%	9,80%	8,10%									
Vrednost izvoza (Jan-...) / Export	1.186,90	2.539,90	4.092,80									
Promena / Yearly change	3,00%	7,10%	6,90%									
Vrednost uvoza (Jan-...) / Import	1.653,50	3.475,90	5.533,60									
Promena / Yearly change	11,50%	11,70%	9,00%									
Deficit (jan-...)	466,70	936,00	1.440,80									
Promena / Yearly change	40,90%	26,50%	15,60%									
Pokrivenost uvoza izvozom (Export/Import ratio)	71,80%	73,10%	74,00%									
Datum objavljivanja / Published date	12.03.19	29.03.19	30.04.19									



**BUDŽETSKI BALANS / Budget balance**

\* u rsd mln

Budžetski balans u 2018.	32.183,97
January 2019	23.620,61
February 2019	-1.429,81
March 2019	-6.363,12
April 2019	
May 2019	
June 2019	
July 2019	
August 2019	
September 2019	
October 2019	
November 2019	
December 2019	
Budžetski balans u 2019. / Total 2019	15.827,68
Planirani deficit u 2019. / Planned	-3.344,12
Ostvarenje plana / Realisation	
Datum ažuriranja / Published date	06.05.19

